




DELHI PUBLIC SCHOOL

CHAS, BOKARO

(Academic Session: 2023 – 24)

SUMMER HOLIDAYS ACTIVITIES AND ASSIGNMENTS

Class – Nursery



- 1. Practice recognition of uppercase & lowercase alphabets (a to z) with their sound.**
 - Prepare an album named as 'ME & MY FAVOURITES'
 - Paste your photograph in your favourite dress.
 - Paste your family picture.
 - Paste the picture of your favourite food.
 - Paste the picture of your favourite fruits & vegetables.
 - Paste the picture of your favourite cartoon.
 - Paste the picture of your favourite toy.
 - Paste the picture of your birthday celebration along with your birthdate.
 - Paste the picture of your best friend.
 - Paste the picture of a pet animal you like the most.
- 2. Learn the number song based on the moral values of Lord Rama.**

One two, say the truth.
Three Four, Rama says to adore.
Five Six, love justice.
Seven Eight, say no to theft.
Nine Ten, Rama's love we gain.
- 4. Do the exercises given in page number 21 to 30 of your Pencil time Strokes and Curves book.**

PROJECT WORK

5. Prepare props to narrate a story in the class Storytelling Activity.

MATHEMATICS

1. Practice numerals 1 to 5 two times in your thin Mathematics Note-Book.
2. Complete page no: 7 to 12 of your Little Thinker Mathematics Book.
3. Do the exercises given in page number 19 to 40 of your Pencil Time Mathematics Book.
4. Draw or paste any five objects which is circular in shape. (In Scrap book).


For example:




5. Make the different shapes with the help of fluorescent paper and paste it in your scrapbook.



Square



Circle



Triangle



Rectangle

HINDI

1. स्वर (अ से अः) तक अक्षरों की पहचान एवं उच्चारण करने का अभ्यास करें।
2. हिंदी की पतली कॉपी में स्वर अ से ऊ का पाँच-पाँच बार लिखित अभ्यास करें।
3. गर्मी के मौसम में पाए जाने वाले फलों में से कौन-सा फल आपको अति प्रिय है ? स्क्रेप बुक में चित्र बनाकर रंग भरें:-
4. दिए गए कविताओं को याद करें:-
 - चंदा मामा
 - बच्चों खाओ कच्ची गाजर
 - मेरी माँ
5. दिए गए स्वरों से बनने वाले दो-दो शब्दों के चित्रों को स्क्रेप बुक में लगाएँ :-
अ आ इ ई उ ऊ